



SPECIALISTS IN FILTRATION & WATER TREATMENT

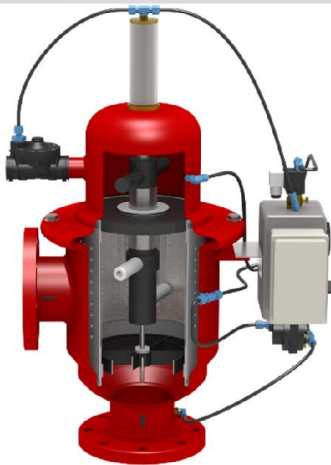
Call **02 6895 3219**
sales@glacierfiltration.com

Glacier Filtration is a leading specialist in filtration & water treatment equipment and systems for complete sustainable water management.

ORG Series Automatic Self-cleaning Line Pressure Powered Screen Filters


The ORG Series screen filters are designed to provide efficient reliable filtration while reducing the amount of backwash water required.

The efficient rinse system of the ORG series uses approximately 90% less water than other conventional self-cleaning units. This low consumption makes it the ideal unit for a wide variety of applications.



Common Applications:

- Irrigation Systems
- Nozzle Protection
- Effluent Water
- Intake Water
- Cooling Water
- Drinking Water
- Reclaimed Water
- Well Water
- Wastewater
- Wash water



Backwash/Rinse Cycle:

Backwash cycle initiated by differential pressure with timer override.

Backwash cycle is also able to be initiated manually.

BMS outputs for Backwash monitoring.

Construction Material Options:

Epoxy Coated Mild Steel

304 Stainless Steel

316 Stainless Steel

Connection Sizes:

25mm - 200mm

Flow Rates:

250L/pm – 6000L/pm

Screen Apertures:

10micron – 1000micron



TO GET A QUOTE OR DISCUSS
YOUR SPECIFIC REQUIREMENTS
CONTACT US NOW!

COMPLETE SUSTAINABLE WATER MANAGEMENT
SUPERIOR EQUIPMENT - INTELLIGENT SOLUTIONS

Glacier Filtration is a leading specialist in filtration & water treatment equipment and systems for complete sustainable water management.

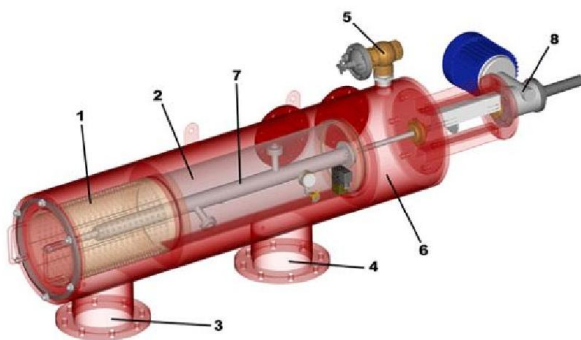
ORE/A Series Automatic Motorised Self-cleaning Screen Filters

The ORE/A series units are very reliable for higher flows, and more demanding applications.

The stainless steel fine screen is available in a variety of sizes to suit any application. These units are available in both epoxy coated mild steel and the choice of 304 or 316 stainless steel.

Common Applications:

- Irrigation Systems
- Nozzle Protection
- Effluent Water
- Intake Water
- Cooling Water
- Drinking Water
- Reclaimed Water
- Process Water
- Wastewater
- Wash water



Removing solids of any specific gravity:

Sand, Algae, Pollen, Gravity, Silt, Bugs, Scale, Rust, Mussels, Microbiological growth and organic matter.

Backwash Function:

Differential Pressure with Manual and Timer override. BMS outputs for backwash.

Connection Sizes:

50mm – 600mm

Flow Rates:

420L/pm up to 45,000L/pm

Screen Apertures:

10micron – 1000micron



TO GET A QUOTE OR DISCUSS
YOUR SPECIFIC REQUIREMENTS
CONTACT US NOW!

COMPLETE SUSTAINABLE WATER MANAGEMENT
SUPERIOR EQUIPMENT - INTELLIGENT SOLUTIONS